

Camborne Road, Southfields, London SW18

Offers In Excess Of £1,050,000 | Freehold

Contact us about this property

337 West End Lane, West Hampstead, London, NW6 1RS

E: nw6@alexanders-uk.com

T: 0207 431 0666

www.alexanders-uk.com

Alexanders

Property Consultants



About This Property

Offered to the market with no onward chain, on this peaceful and popular street, is this fully extended, newly refurbished, four bedroom, two bathroom family home.





Benefitting from a large eat in kitchen leading out onto a private south facing garden via sliding doors. A large, bright double reception and a downstairs WC.

The first floor comprises three generous sized double bedrooms and family bathroom with a further large master bedroom on the top floor, complete with a walk-in wardrobe space, leading on to a second large bathroom. High ceilings are throughout.

The property is located on Camborne Road moments from King George's Park and within a short walk of both Southfields Village and Southside Shopping Centre, with it's large selection of shops, gyms, bars pubs and restaurants. Transport links can be found at Southfields Tube Station (7-10 minute walk). Easy bus routes to Clapham Junction from the top of the road. Excellent schools are located within walking distance.

Alexanders

Property Consultants

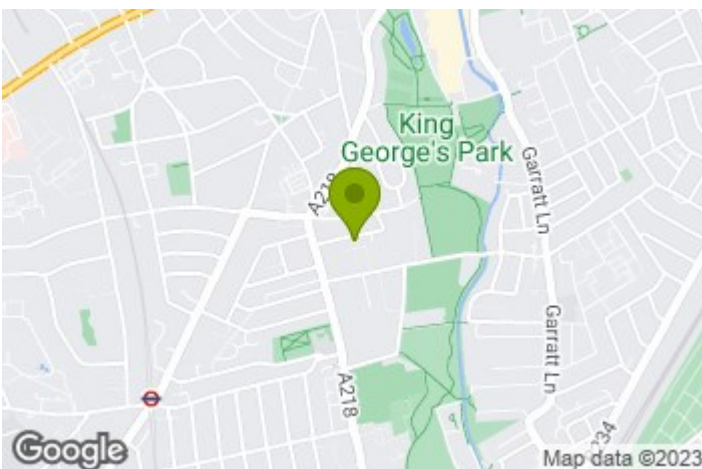
 4 Bedroom |  2 Reception |  2 Bathroom |  61 D

Property Features

- Four Double Bedrooms
- Large Reception
- Two Family Bathrooms
- Downstairs WC
- South Facing Garden
- 10 min walk to Southfields station
- moments from King Georges Park

Property Size

1521.00 sq ft



Nearest Transport Links : Southfields Underground Station - 7-10 minute walk

Alexanders

Property Consultants

Camborne Road, SW18



Approx Gross Internal Area 1521 Sq Ft - 141.30 Sq M
Approx Floor Area Including Restricted Heights 1625 Sq Ft - 150.96 Sq M

For Illustration Purposes Only - Not To Scale Floor Plan by www.nogaphotostudio.com Ref: No.47376

This floor plan should be used as a general outline for guidance only. Any intending purchaser or lessee should satisfy themselves by inspection, searches, enquiries and full survey as to the correctness of each statement. Any areas, measurements or distances quoted are approximate and should not be used to value a property or be the basis of any sale or let.

Contact us about this property

337 West End Lane, West Hampstead, London, NW6 1RS

E: nw6@alexanders-uk.com

T: 0207 431 0666

www.alexanders-uk.com

